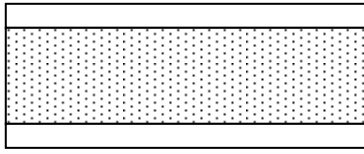


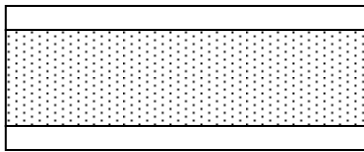
Tasso di espansione e ritiro tra metalli diversi

Pannelli compositi in alluminio (ACM)



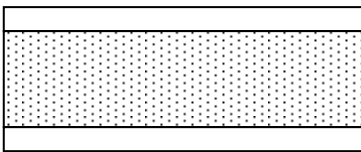
Lega di alluminio 3105	24×10^{-6}
	1.2 mm / 1000mm
Lega di alluminio 3105	24×10^{-6}
	1.2 mm / 1000 mm
Differenza	<u>0.00 mm / 1000 mm</u>

Pannelli compositi in titanio (TCM)



Titanio	8.4×10^{-6}
	0.42 mm / 1000 mm
SUS 430	10.4×10^{-6}
	0.52 mm / 1000 mm
Differenza	<u>0.10 mm / 1000 mm</u>

Pannelli compositi in acciaio inox (SCM)



SUS304, YUS 220M	10.4×10^{-6}
	0.52 mm / 1000
SUS 430	10.4×10^{-6}
	0.52 mm / 1000 mm
Differenza	<u>0.00 mm / 1000 mm</u>

Nota: I calcoli e i valori sopra riportati sono riferiti a differenze di temperatura di 50 °C (122 °F).